

July '22 Increment release notes

Bozic LLC, support@bozic.io

Version 1.3, filip.cogelja@bozic.io, 2023-12-21 16:46:35 +0100

Table of Contents

Dairy Revenue Protection	1
✧ Endorsement highlighting	1
🔑 Improvements	1
Livestock Revenue Protection	2
✧ Market dynamics	2
✧ Endorsement highlighting	4
🔑 Improvements	5
Livestock Gross Margin	5
✧ Compatibility with RY 2023	5
🔑 Improvements	5
Administration	5
✧ SMS Tracking excel report	5
System wide	6
🔑 Improvements	6

Dairy Revenue Protection

✦ Endorsement highlighting

Introduced highlighting of rows in the Endorsement list & Scenario analysis for actionable (clickable) table rows, to provide better clarity to user of the available actions.

- Endorsements

Endorsement Performance by Quarter									
Quarter	Total Milk Marketings	Actual Butterfat Test	Actual Protein Test	Mailbox Milk Price	Total Declared Covered Milk Production	Producer Premium Amount	Estimated Revenue Floor	Estimated Indemnity Amount	Last Update
Jan-Mar, 2022	2	6.00	5.00	4.00	0				
Apr-Jun, 2022	4	2.00	3.00	4.00	0				
Jul-Sep, 2022	3	3.00	4.00	2.00	0				

- Scenario analysis

Active Endorsements							Scenario Endorsements					
Quarter	Total Milk Marketings	Actual Butterfat Test	Actual Protein Test	Total Declared Covered Milk Production	Producer Premium Amount	Estimated Indemnity Amount	Total Milk Marketings	Actual Butterfat Test	Actual Protein Test	Total Declared Covered Milk Production	Producer Premium Amount	Estimated Indemnity Amount
Jan-Mar, 2022	2	6.00	5.00	0						0		
Apr-Jun, 2022	4	2.00	3.00	0						0		
Jul-Sep, 2022	3	3.00	4.00	0						0		
Oct-Dec, 2022				0						0		
2022	9	3.67	4.00	0			0			0		

- Selected row is displayed with a blue background
- Selectable row is underlined with a blue line on hover

🔧 Improvements

- 🐛 fixed issue caused by creating What-if scenarios on improbable dates (< 1753-1-1) as a result of user mistake.
- 🐛 fixed issue with the price reports that where not defaulting to quoter preferences

If no specific price report preference has been defined for components. the price report report would default to generic defaults, not the Quoter defaults. With the change even if the user does not define specific price report preferences for components while having a non-default preference for quoter set, then this will be used as a default.

- 🐛 fixed issue with wrong display of "Expected Milk Production Per Cow" value in the price reports.

The value was always displayed as "00 lbs", the correct value is displayed now.

- 🐛 fixed issue with calculation of Revenue floor on quoter

- 🐛 fixed issue with wrong quoter preferences for legacy operations
- 🐛 fixed issue with missing alert notification preferences
- 🐛 fixed issue with loading values for saved Quoter scenarios.

The calendar date would not load when loading a saved scenario.

- ✨ improved formatting of Price reports
 - removed bolding on changes previous vs current
 - added highlighting of each component starting row
- 🐛 fixed issue with display of previous values in the Price reports on the change of RY

No previous values have been displayed for the first report being sent out in the new RY. This has now been corrected and for price reports that are being sent on the first sales date of the new RY previous data will be show in the report.

- 🐛 fixed issue with editing the Price report options, where the user would have to very precisely click on the edit icon

Livestock Revenue Protection

✨ Market dynamics

Introduced Market dynamics analysis for Livestock Revenue Protection to enable analysis of market movements over the entire available historic dataset.

Price Trends

Sales Date:

Commodity:

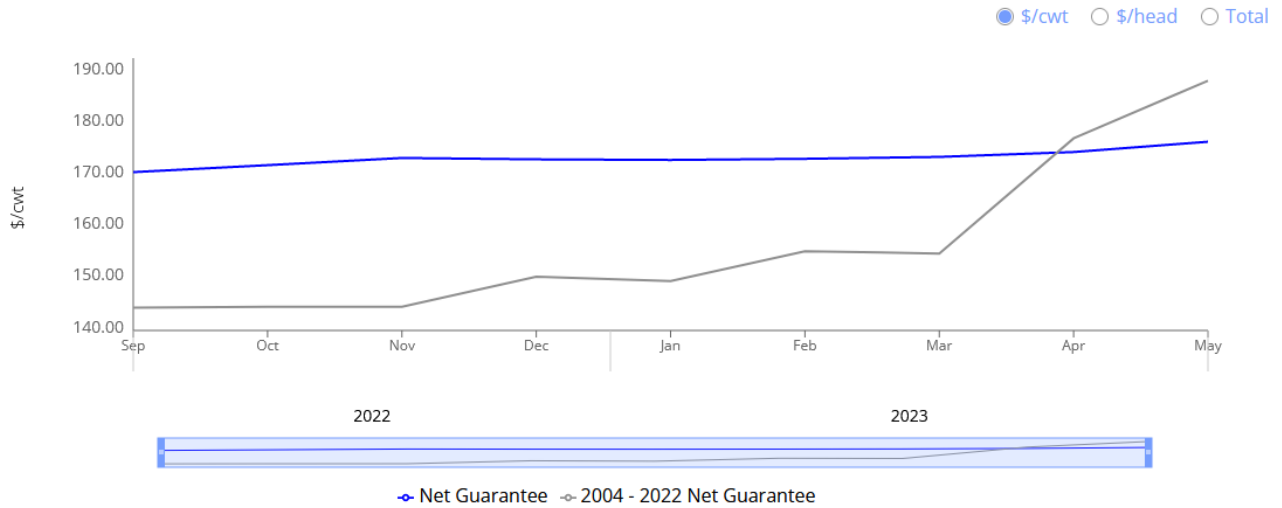
Type:

Target Weight (0.01-5.99 cwt):

Number of Head:

Deductible Category (\$/cwt):

Measure:



- Select the appropriate parameters for analysis over the historic trends
 - Default values are based on quoter preferences
 - Default values for "Deductible category (\$/cwt)" is "0-2"
- Three sets of data will be shown
 - Line chart comparing the values for the selected measure and historical averages
 - Blue line - values for End dates for the selected Sales effective date
 - Gray line - average values for historical End dates
 - Offers for the specified date

LRP offers on June 1, 2022												
\$/cwt	Jan	Feb	Mar	Apr	May	Jun	Jul	Aug	Sep	Oct	Nov	Dec
End Date	Jan 1, 2023	Feb 1, 2023	Mar 1, 2023	Apr 1, 2023	May 1, 2023				Sep 1, 2022	Oct 1, 2022	Nov 1, 2022	Dec 1, 2022
Expected Price	\$179.05	\$179.87	\$180.43	\$181.94	\$183.77				\$174.99	\$176.92	\$178.63	\$179.06
Coverage Price	\$177.00	\$178.46	\$178.85	\$180.00	\$181.64				\$172.79	\$175.00	\$175.79	\$177.23
Producer Premium	\$9.17	\$10.03	\$10.41	\$10.93	\$11.40				\$6.43	\$7.30	\$7.96	\$8.72
Net Guarantee	\$172.24	\$172.46	\$172.83	\$173.77	\$175.76				\$169.88	\$171.23	\$172.62	\$172.36
2004 - 2022												
Net Guarantee	\$148.82	\$154.56	\$154.15	\$176.42	\$187.54	\$0.00	\$0.00	\$0.00	\$143.66	\$143.83	\$143.85	\$149.67

- values show for all measures for all End dates for the selected Sales effective date
- the first row shows the months for the end dates

- then there are rows for each available measure
 - bottom row shows the historic average per month of End date for all years for the selected measure
- Historical data for selected measure

Historical Net Guarantee for Endorsements Purchased in June												
\$/cwt	Jan	Feb	Mar	Apr	May	Jun	Jul	Aug	Sep	Oct	Nov	Dec
2004												
2005												
2006												
2007												
2008									\$109.21	\$108.98	\$108.77	\$106.62
2009	\$106.06								\$94.20	\$93.05	\$94.43	
2010									\$106.03	\$106.49	\$107.28	
2011									\$127.88	\$128.21	\$133.28	\$131.49
2012	\$131.13								\$150.22	\$154.36	\$153.11	\$151.08
2013	\$151.02								\$144.45	\$147.64	\$147.54	
2014									\$203.35	\$200.73	\$203.81	\$199.29
2015	\$197.39	\$201.39	\$203.09	\$201.93	\$199.33				\$215.94	\$214.18	\$214.30	\$208.34
2016	\$206.14								\$136.06	\$134.21	\$130.38	\$124.92
2017	\$123.48								\$143.47	\$142.08	\$135.44	\$129.61
2018	\$128.54	\$133.00	\$131.36						\$143.27	\$142.27	\$142.09	\$140.92
2019	\$139.89	\$139.24	\$138.74						\$131.14	\$132.52	\$131.27	
2020									\$129.18	\$129.48	\$129.73	\$129.30
2021	\$128.66	\$128.03	\$127.38						\$150.68	\$152.05	\$153.66	\$152.49
2022	\$152.52	\$153.27	\$151.49	\$153.57					\$169.88	\$171.23	\$172.62	\$172.36
2023	\$172.24	\$172.46	\$172.83	\$173.77	\$175.76							

- average values per year & month for End dates for Sales effective dates in the month of the selected Sales effective date
- Green colored & underlined values are the maximum overall
- Green colored values are the maximum in the month column
- Red colored values are the minimum in the month column
- Red colored & underlined values are the minimum overall

✦ Endorsement highlighting

Introduced highlighting of rows in the Endorsement list for actionable (clickable) table rows to provide better clarity to user of the available actions.





Endorsement Performance by Quarter									
Quarter	Total Milk Marketings	Actual Butterfat Test	Actual Protein Test	Mailbox Milk Price	Total Declared Covered Milk Production	Producer Premium Amount	Estimated Revenue Floor	Estimated Indemnity Amount	Last Update
Jan-Mar, 2022	2	6.00	5.00	4.00	0				
Apr-Jun, 2022	4	2.00	3.00	4.00	0				
Jul-Sep, 2022	3	3.00	4.00	2.00	0				

- Selected row is displayed with a blue background
- Selectable row is underlined with a blue line on hover

Improvements

-  fixed issue with wrong labels for Steers Weight 2, where the label was incorrectly written as "Steers Weight 2 (600-900 lbs)".

Corrected it to "Steers Weight 2 (600-1000 lbs)".

-  fixed issue with missing historical performance data.
-  fixed issue where CME put comparison data was empty.
-  fixed issue with wrong Expected price for various endorsement lengths
-  fixed issue where the Save button for Endorsements would be show even though the endorsement cannot be saved
- ⚡ performance optimization of quoter & historic data to reduce the loading time of the page.



Livestock Gross Margin

Compatibility with RY 2023

We have updated the quoter according to the new guidelines for 2023 to ensure the quotes provided match exactly with the quotes provided by RMA quoter. Additionally, quoter calculations have been revised in order to provide quotes on any given day (except weekends) based on available data.

The quoter will work more reliability based on this.

Improvements

-  fixed issue with calculations for Highest, Lowest, Custom feeds.
- ⚡ introduced performance optimizations for calculations.
-  fixed issue with LGM quotes not being available on all dates.

Administration

SMS Tracking excel report

Introduced an excel export for SMS tracking reports so that data can be filtered and manipulated offline as needed.

Operation Report Agent Report Geo Report User Report **SMS Usage Tracking**

Select Agency: All Period: August 1, 2022 → August 3, 2022 **Export to Excel** Reset All




Culmulative Report **Detailed Report**

User: Enter... Number: Enter... Message type: Alert Price Report Coverage Request

Date & Time	Message Type	User	Number	Segments	Price
August 2, 2022 09:53	Drp Price Report	harry.anderson@bozic.io	+16123247695	3	\$0.00
August 2, 2022 09:53	Drp Price Report	harry.anderson@bozic.io	+16123247695	3	\$0.00
August 2, 2022 09:54	Drp Price Report	stephen.whitaker@bozic.io	+16123247695	3	\$0.00
August 2, 2022 09:54	Drp Price Report	stephen.whitaker@bozic.io	+16123247695	3	\$0.00

System wide

Improvements

-  fixed issue with not being able to send email notifications to specific users due to them not having an "sender" agent assigned.
-  fixed issue with inconsistent capitalization of titles in "My account"
-  fixed issue with saving account preferences for very old user accounts