

# November '22 Increment release notes

Bozic LLC, support@bozic.io

Version 1.1, filip.cogelja@bozic.io, 2023-12-21 16:46:35 +0100

# Table of Contents

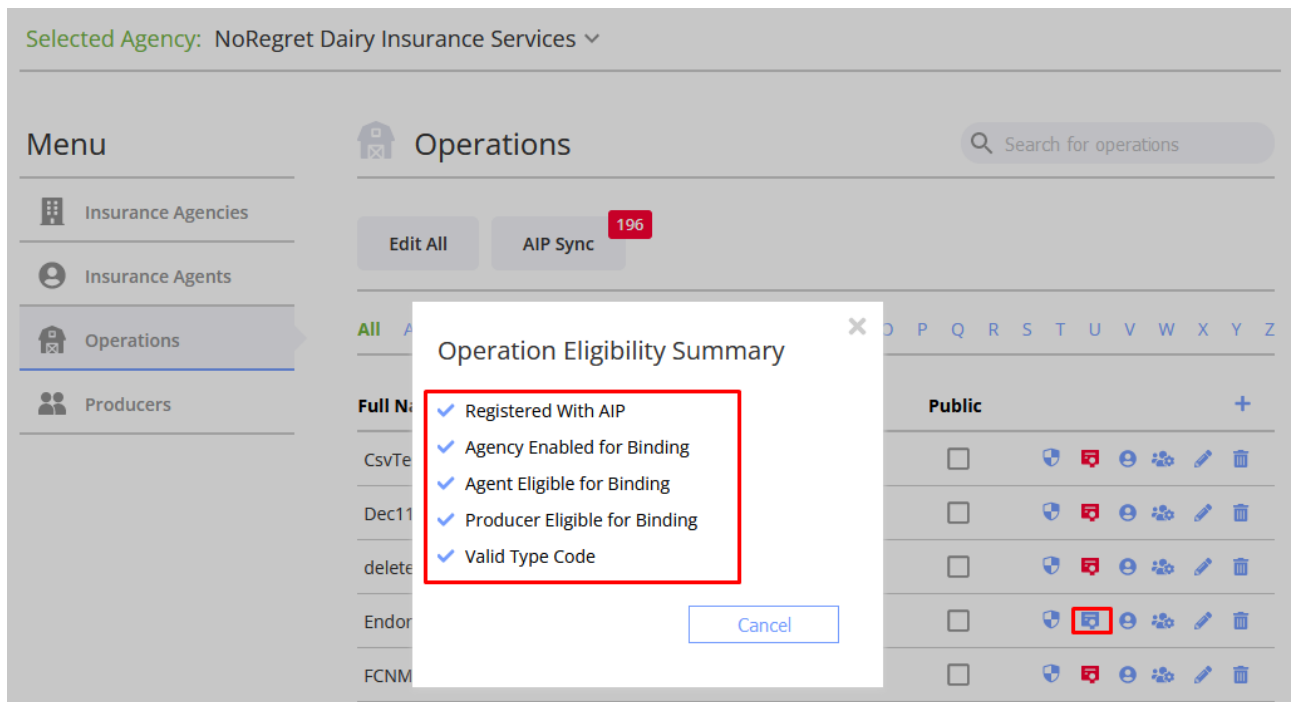
Dairy Revenue Protection .....	1
✧ Endorsement binding with AIP .....	1
🔑 Improvements .....	3
Livestock Revenue Protection .....	4
✧ Market dynamics comparison capability .....	4
✧ Endorsement tracker simplification .....	4
🔑 Improvements .....	5
Livestock Gross Margin .....	5
🔑 Improvements .....	5
Administration .....	5
✧ SMS usage report for Agency administrators .....	5
🔑 Improvements .....	6
System wide .....	6
✧ Operation producer contacts .....	6
🔑 Improvements .....	6

# Dairy Revenue Protection

## ✦ Endorsement binding with AIP

To reduce the effort associated with filling and submitting forms by Producers & Agents from now it is possible to bind endorsement requests to AIP through LIA. Binding is enabled for Operations based on prerequisites for operations, agents and producers.

- Requirements status is visible in the admin panel for each of the entities.



- Multiple endorsements can be added to one request to reduce the steps

## Request Coverage



Binding coverage is time sensitive. You must SIGN or DocuSign a DRP Quarterly Coverage Endorsement prior to 10 am ET on the earlier of Sunday or the first business day following the Sales Effective Date to purchase coverage.

#1

#2

#3

+

Select Price Type:  Component  Class

i Sales Effective Date: November 30, 2022

State: Alabama

Quarter: Jan-Mar, 2023

Declared Milk Production (lbs): 15,000,000

Effective Covered Milk Production: 15,000,000

Expected Revenue:	\$2,925,000	\$19.50/cwt
Revenue Guarantee:	\$2,778,750	\$18.53/cwt
Producer Premium Amount:	\$37,866	\$0.2524/cwt

Declared Butterfat Test: 4.00

Declared Protein Test: 3.00

Coverage Level: 95%

Protection Factor: 1.0

Class Price Weighting Factor: Class III: 100%  
Class IV: 0%

Component Price Weighting Factor: Protein & Other Solids: 100%  
Nonfat Solids: 0%

Total Producer Premium:	\$113,598	\$0.2524/cwt
Total Declared Milk Production:	45,000,000 lbs	
Total Eff. Covered Milk Production:	45,000,000 lbs	

Endorsement Signer: Harry Anderson

I understand that endorsement is not purchased until I e-sign Quarterly Coverage Endorsement. I have been advised to call Henry Krause at (612) 470-1355 with any inquiries regarding my coverage request.

Cancel
Send to Agent

- The coverage request screen is now changed to monitor the progress of the request. And it is renamed from "Pending Endorsement" to "Coverage Request"

Start Quarter: Apr-Jun, 2022 \$  \$/cwt Download Chart

Active Endorsements
Coverage Requests

Coverage Requests Last Refresh: 8:43:46AM

Reference Number	Producer Signer	Agent Signer	Reviewed by Agent	Requested QCE Form	QCE sent to Producer	Signed by Producer	Signed by Agent	e-Signed QCE submitted to AIP	Status
RH-191210669-20221130-1			✓	✓	✓				Sign Sent To Producer
RH-191210669-20221130-2									Agent Requested

- When the Agent reviews the received request, he Requests the QCE form and sends the document for signing.

## Endorsement Binding: Review Requested Coverage - RH-191210669-20221129-8

#1
#2
+

ENDORSEMENT STATUS: Agent Requested

Select Price Type:  Component  Class

i Sales Effective Date: November 29, 2022

State: Alabama

Quarter: Jan-Mar, 2023

Declared Milk Production (lbs): 15,000,000

Effective Covered Milk Production: 15,000,000

Declared Butterfat Test 4.00

Declared Protein Test 3.00

Coverage Level 95%

Protection Factor 1.0

Class Price Weighting Factor Class III: 100%  
Class IV: 0%

Component Price Weighting Factor Protein & Other Solids: 100%  
Nonfat Solids: 0%

Expected Revenue:	\$2,953,500	\$19.69/cwt
Revenue Guarantee:	\$2,805,825	\$18.71/cwt
Producer Premium Amount:	\$39,918	\$0.2661/cwt

Total Producer Premium: \$51,591 \$0.2064/cwt

Total Declared Milk Production: 25,000,000 lbs

Total Eff. Covered Milk Production: 25,000,000 lbs

Endorsement Signer: Harry Anderson

Agent: Henry Krause

#1: Harry Anderson

Cancel
Discard Coverage Request
Request QCE Form

RH-191210669-20221129-6		✓	✓	QCE Form Generated	
RH-191210669-20221129-7		✓	✓	QCE Form Generated	
RH-191210669-20221129-8		✓	✓	QCE Form Generated	

Agent and Producer must sign the QCE form before it's sent to AIP. All actions are accompanied by emails. When AIP approves Endorsement Binding, it will become an Active endorsement.

## Improvements

- Improved display of prices for quoters with no offers on DRP Price report. When there is no offer for a specific quarter the DRP price report
  - in email will now show empty cells.
  - in sms will now show "Not offered"
- Harmonized display of values in DRP Price report SMS prices between email & SMS Price report, 25 NFS → NFS 25%.
- Fixed issue with email alert for the Revenue floor. Now email alert is modified to show the

latest date vs. stored data.

# Livestock Revenue Protection

## ✦ Market dynamics comparison capability

Improved capability to perform comparisons between reference period and historical trends on Market dynamics.

- Added filter for reference range, where market dynamic will show only selected period data

The screenshot shows the 'Market Dynamics' tab in a software interface. It features a 'Price Trends' section with several filters: Sales Date (November 28, 2022), Commodity (Feeder Cattle), Type (Steers Weight 2), Target Weight (6-9 cwt) (7.00), and Number of Head (100). Below these, there are filters for Deductible Category (0-2) and Measure (Net Guarantee). A 'Reference Range' filter is highlighted with a red box, showing a range from 2017 to 2023. Below the filters is a table titled 'Historical Net Guarantee for Endorsements Purchased in November'.

	Jan	Feb	Mar	Apr	May	Jun	Jul	Aug	Sep	Oct	Nov	Dec
2017		\$115.57	\$114.05	\$115.13	\$112.58	\$111.65	\$113.24	\$111.45				
2018		\$149.17	\$148.24	\$147.54	\$146.58	\$148.49	\$148.80	\$148.96				
2019		\$142.56	\$141.25	\$139.94	\$140.06	\$142.95	\$144.09	\$144.91				
2020		\$140.08	\$139.86	\$140.07	\$140.78	\$142.79	\$143.71	\$144.59	\$144.57			
2021		\$132.33	\$131.56	\$133.23	\$132.95	\$135.06	\$137.47	\$138.03	\$139.51			
2022		\$156.67	\$156.80	\$159.06	\$159.79	\$162.89	\$166.02	\$166.51	\$167.00	\$167.98		
2023		\$176.40	\$177.02	\$179.18	\$181.56	\$185.62	\$189.48	\$191.89	\$193.08	\$195.72		

- Graph
  - treats zeros as gaps
  - timeline slider removed
- Current prices table
  - shows the average numbers for the selected measure in that period
  - shows the difference between the current values and average values
    - positive numbers are highlighted green
    - negative numbers are highlighted red
    - for actual prices it's all empty
  - does not display zeros, instead it's empty

## ✦ Endorsement tracker simplification

- Improved chart timeline with a time window slider

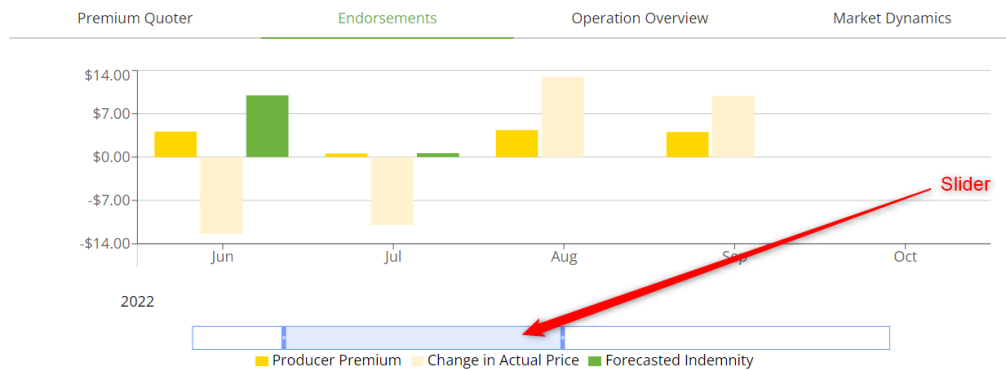








Chart slider is set to latest 12 months by default, it can be expanded or shrieked or moved left to right.

- Simplification of filters for easier searching of endorsements. "Sales effective date" & "End date" filters have been removed. Calendar year & Reinsurance year filters are now exclusive meaning that changing one will reset the other one.

## Improvements

-  Renamed "Total weight" columns to "Total cwts"
-  Fixed issue with incorrect target weight cap on the premium quoter, Add and Edit endorsement
-  Fixed issue when editing existing endorsement. Now the system shows everything like it was when endorsement was saved, it's not showing default Week length anymore.
-  Fixed issue with wrong quotes on Price Report for Steers weight 2 and Fed Cattle
-  Fixed issue with the incorrect measure for the graph in Market Dynamics. Measure was showing Total Premium instead of Producer premium
-  Fixed issue with incorrect data in PDF report. Data was for Net guarantee instead of NetGuaranteeCwt

## Livestock Gross Margin

### Improvements

-  Fixed issue with wrong calculation in November

## Administration

### SMS usage report for Agency administrators

To see a Cumulative and Detailed overview of SMS cost, we enabled a new report for Agency Admins. The information is in "Management reports," where Admin can pull data from selected

periods and filter by message type.

Management Reports

Operation Report Agent Report Geo Report User Report **SMS Usage Tracking**

Select Agency: All | Period: November 1, 2022 → November 29, 2022 | Export to Excel | Reset All

Culmulative Report Detailed Report

User: Enter... | Number: Enter... | Message type:  Alert  Price Report  Coverage Request

## 🔧 Improvements

- 🐛 Fixed issue with wrong message on the Account preferences screen. Message „Producer never opted-in to receive the LPR/DRP Price Report" is now displaying only if the user did not subscribe
- 🔧 Improved controls when subscribing to the newsletter. To prevent subscribing to Price newsletters without defining the operation we changed the order of fields on the screen. From now "Report Operation" field is mandatory if reports either email or sms are enabled.

## System wide

### ✨ Operation producer contacts

On Operation Overview, we added the contact information of all Producers connected to this Operation so you can see them in one place without searching in the Admin panel. This information is only for Agents.

Premium Quoter	Endorsements	Operation Overview	Market Dynamics	Scenario Analysis
📞 Contacts: Agents				
Henry Krause	Insurance Agent	(612) 470-1355	henry.krause@bozic.io	
📞 Contacts: Producers				
Harry Anderson		(513) 817-1915	harry.anderson@bozic.io	

## 🔧 Improvements

- 🔧 The Unsubscribe link is moved from PDF for DRP/LRP price report to avoid the possibility of unsubscribing accidentally