

February '23 Increment release notes

Bozic LLC, support@bozic.io

Version 1.2, filip.cogelja@bozic.io, 2023-12-21 16:46:35 +0100

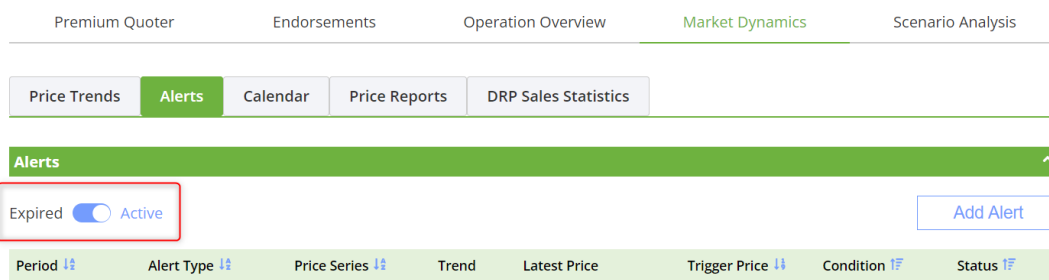
Table of Contents

Dairy Revenue Protection	1
✧ Expired alert management	1
🔑 Improvements	1
Livestock Revenue Protection	1
✧ Price Evolution Analysis	1
🔑 Improvements	3
Administration	4
✧ Editing of Agent preferences	4
✧ LRP AIP Policy linking	4
System wide	5
🔑 Improvements	5
iOS	5
🔑 Improvements	5

Dairy Revenue Protection

✦ Expired alert management

Market Dynamics "Alerts" feature has been improved in order to simplify management of expired or triggered alerts. Alerts for which prices are known, ie. quarter has finished and prices have been published, are as of now marked as "Expired". Such alerts are have either been triggered or will never be triggered as they will never meet the conditions. * filter of Expired/Active has been added added. The default selection is to show only Active alerts, ie. alerts that can be triggered. * expired alerts will be automatically deleted after 30 days from the expiration date.



This will provide a cleaner and easier to manage alerts screen.

🔧 Improvements

- 🐛 fixed issue with wrong default date in mobile application
- 🐛 fixed issue with not loading operation preferences on request coverage and adding endorsements
- 🐛 fixed issue with wrong dates for sales period od DRP Calendar overview

Livestock Revenue Protection

✦ Price Evolution Analysis

Price Evolution Analysis is a new page on Market Dynamics where user can see how prices evolve over time. This overview will help them to use when is the best time to buy coverage looking at historical data.

New page consists of:

- Filters & Chart

Price Trends

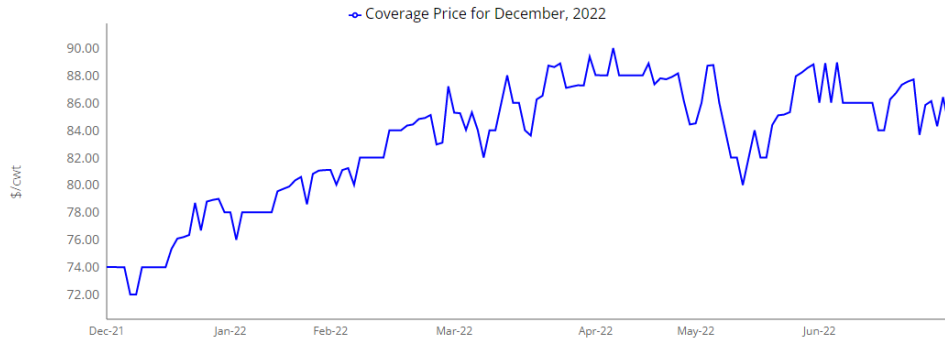
Price Evolution Analysis

End Month: Year: Commodity: Type: Target Weight (1.4-2.6 cwt): Number of Head:

Deductible Category (\$/cwt): Measure: Range for historical price evolution: →

Actual Price Forecast Comparison

\$/cwt
 \$/head
 Total

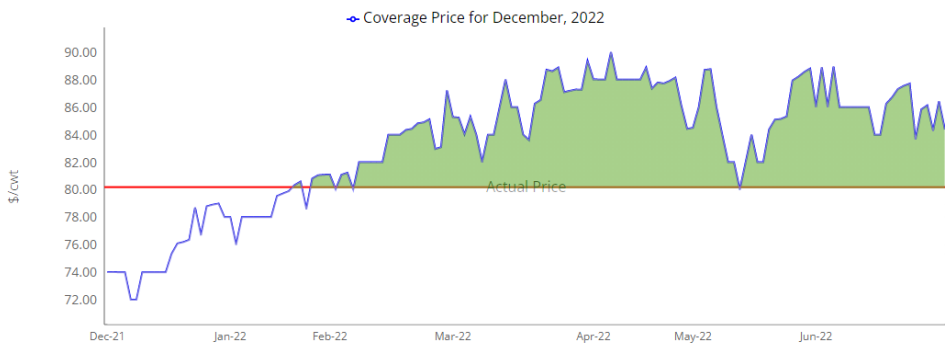


• Actual Price Forecast Comparison on Chart

Actual Price Forecast Comparison

80.19

\$/cwt
 \$/head
 Total



• Price overview

Coverage Price for December, 2022					
Swine	Date	Coverage Price			Percentile
		Per cwt	Per head	Total	
Latest	June 30, 2022	\$84.38	\$189.86	\$18,986	51%
Previous	June 29, 2022	\$86.42	\$194.45	\$19,445	0%
Last 7 Days		\$85.41	\$192.17	\$19,217	
Low	June 28, 2022	\$84.29	\$189.65	\$18,965	49%
High	June 29, 2022	\$86.42	\$194.45	\$19,445	73%
Last 30 Days		\$86.21	\$193.97	\$19,397	
Low	June 23, 2022	\$83.66	\$188.24	\$18,824	40%
High	January 1, 1970	\$88.95	\$200.14	\$20,014	98%
Overall		\$83.28	\$187.38	\$18,738	
Low	December 7, 2021	\$72.00	\$162.00	\$16,200	0%
High	April 12, 2022	\$90.00	\$202.50	\$20,250	99%

• Monthly average historical price overview

Historical Coverage Price Evolution (Monthly Averages)											
End Month	52 Dec	47 Jan	43 Feb	39 Mar	34 Apr	30 May	26 Jun	21 Jul	17 Aug	13 Sep	Actual Price
Dec, 2022	\$75.30	\$78.86	\$82.67	\$85.94	\$88.30	\$85.91	\$87.91				\$81.09
Dec, 2021		\$69.81	\$70.90	\$74.63	\$77.96	\$83.07	\$83.77	\$81.79	\$80.98	\$78.50	\$71.76
Average	\$75.30	\$74.33	\$76.79	\$80.28	\$83.13	\$84.49	\$85.84	\$81.79	\$80.98	\$78.50	

Improvements

- ◆ Additional information is added to display if BFR/VFR subsidy is applied on Premium Quoter

All Endorsement Lengths
 Compare with CME Puts
 Subsidy Overview

 \$/cwt
 \$/head
 Total

Expected Price (\$/cwt)	Coverage Percentage	Coverage Price (\$/cwt)	Producer Premium (\$/cwt)	Net Guarantee (\$/cwt)
\$198.32	99.23%	\$196.79	\$2.70	\$194.09
\$198.32	98.22%	\$194.79	\$2.10	\$192.69
\$198.32	97.21%	\$192.79	\$1.60	\$191.19
\$198.32	96.20%	\$190.79	\$1.19	\$189.60
\$198.32	95.20%	\$188.79	\$0.88	\$187.91
\$198.32	94.19%	\$186.79	\$0.57	\$186.22
\$198.32	93.18%	\$184.79	\$0.40	\$184.39
\$198.32	92.17%	\$182.79	\$0.28	\$182.51
\$198.32	91.16%	\$180.79	\$0.19	\$180.60
\$198.32	90.15%	\$178.79	\$0.13	\$178.66

* BFR/VFR subsidy is applied

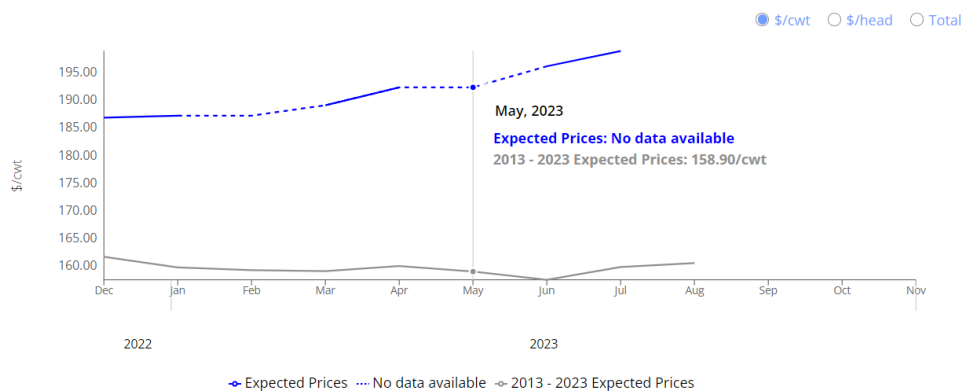
- ◆ Improved overview of LRP offers on Market Dynamics - not rows clearly indicates for which values difference is shown

LRP offers on February 24, 2023													
	\$/cwt	Jan	Feb	Mar	Apr	May	Jun	Jul	Aug	Sep	Oct	Nov	Dec
End Date		Jan 19, 2024				May 26, 2023	Jun 23, 2023	Jul 21, 2023	Aug 25, 2023	Sep 22, 2023	Oct 20, 2023	Nov 24, 2023	Dec 22, 2023
Expected Price	\$216.13					\$198.32	\$204.84	\$209.17	\$211.47	\$213.67	\$215.73	\$216.89	\$216.36
Coverage Price	\$212.01					\$192.79	\$199.32	\$203.64	\$205.95	\$207.90	\$209.91	\$212.76	\$212.23
Producer Premium	\$5.12					\$1.89	\$2.40	\$2.76	\$2.98	\$3.44	\$3.69	\$4.96	\$5.16
Net Guarantee	\$206.89					\$190.90	\$196.92	\$200.88	\$202.97	\$204.46	\$206.22	\$207.80	\$207.07
Average Net Guarantee 2013 - 2023	\$147.37					\$152.06	\$153.34	\$154.92	\$155.58	\$157.59	\$169.61	\$162.88	\$166.97
Net Guarantee Difference	\$59.52					\$38.84	\$43.58	\$45.96	\$47.39	\$46.87	\$36.61	\$44.92	\$40.10

- ◆ Improved overview of LRP Price Trends chart
 - Minimum and maximum values are adapted to Actual price to show more dynamic graph



- Dashed line will now show if there is no data, and also when hovering over user will see that there is no data available for selected criteria.



- 🐛 Fixed LRP price report PDF not breaking nicely over pages, thus ending up with tables running multiple pages. Page breaks have been adjusted and will now correctly break the content to multiple pages.

Administration

✨ Editing of Agent preferences

Global and Agency administrators can now edit preferences for Agents in their Agency through the Agent administration screen. As usual they are required to obtain permission from the user in question before editing the preferences.

NoRegret Dairy Insurance

Menu

- Insurance Agents
- Operations
- Producers

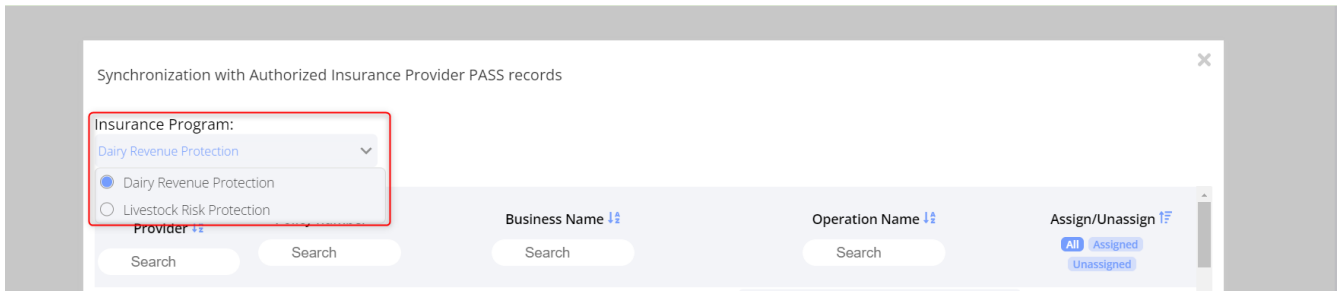
Insurance Agents krau

All A B C D E F G H I J K L M N O P Q R S T U V W X Y Z

Name	Last Name	E-mail	Verification	
Henry	Krause	henry.krause@bozic.io		👤 🏠 ✎ 🗑️



✨ LRP AIP Policy linking

Introduced syncing of AIP policy data for LRP Insurance program. The agents can now match AIP LRP policies with operations in LIA in order to enable further down the line Endorsement Syncing & Online binding. * Agents can select the Insurance program for which they are performing the linking * The system will display potential matches as it does now, however it will filter the options down only to the respective Insurance programs * Counts and display of matches on Administration/Operations and Operation List have been updated as well This option is the first step toward LRP AIP Endorsement sync & binding.





System wide

Improvements

-  Improved display of message when user try to add producer / agent that already exists in another agency. Now system will show appropriate message instead of general error.
-  Auto adjusted logo size in Emails so that they display correctly even with larger logos.

iOS

Improvements

-  Fixed selection of Sales date which has been defaulting to 1/1/1970. This now respects the selection. A known issue is that when selecting dates in the future the App will crash this is under investigation.
-  Fixed issue with display of endorsement summary chart, which did not show that last bar. Size has been adjusted to display all quarters correctly.