

# March '23 Increment release notes

Bozic LLC, support@bozic.io




Version 1.1, filip.cogelja@bozic.io, 2023-12-21 16:46:35 +0100

# Table of Contents

Dairy Revenue Protection .....	1
🔑 Improvements .....	1
Livestock Risk Protection .....	1
✨ LRP AIP Endorsement Sync .....	1
✨ LRP Quoter PDF report .....	2
🔑 Improvements .....	2
📊 Market Dynamics - Price Trends Improvements .....	2
📊 Market Dynamics - Price Evolution Analysis Improvements .....	3
Administration .....	5
🔑 Improvements .....	5
iOS .....	5
🔑 Improvements .....	5

# Dairy Revenue Protection

## Improvements

-  Fixed issue where sometimes a user could not view the QCE PDF form when Online binding is used. The problem was in the time needed for the AIP to return the QCE to LIA, so we increased the time-out necessary to cover situations like this.
-  Fixed issue where no notification would be sent to the Agents when QCE PDF form is uploaded to AIP. Now after the form is uploaded a notification is sent to all subscribed agents.
-  Fixed issue for DRP Price Report in certain situations where there were no previous prices, ex. previous day no sales where available. Now Prices for Class III Milk are correct in sent Price Reports when such situations occur.

# Livestock Risk Protection

## LRP AIP Endorsement Sync

Endorsement Syncing is now enabled for the LRP Insurance program. To get Endorsements synced - Agents must match LRP operation in LIA with AIPs policy.


- New tab "AIP Sync" is added under Endorsements
- Table overview for Synced endorsements is created
- All functionalities for AIP Sync are the same as they are on DRP
- Detail information is added under "Info" option so that Agents can see all detail from LIA and AIP
- Auto matching & creation of endorsement from AIP is available

Active Endorsements					Pending Endorsements				AIP Sync			
 Reinsurance Year: 2023												
2023 Livestock Revenue Protection Summary of Information					AIP		LIA		Status			
End Date	Type	Number of Head	Target Weight	Sales Effective Date	Coverage Price	Producer Premium	Coverage Price	Producer Premium				
Jun 20, 2023	Steers Weight 2	150	9	Feb 21, 2023	\$190.71	\$1,513.00	\$190.71	\$1,513.00			<input checked="" type="checkbox"/>	
Nov 6, 2023	Steers Weight 2	100	8.5	Mar 13, 2023	\$201.74	\$1,495.00	\$201.74	\$1,495.00			<input checked="" type="checkbox"/>	
Nov 1, 2022	Steers Weight 2	160	8.5	Jul 5, 2022	\$164.77	\$1,657.00	\$164.77	\$1,657.00			<input checked="" type="checkbox"/>	
Jan 11, 2023	Steers Weight 2	100	8	Aug 17, 2022	\$173.99	\$1,069.00	\$173.99	\$1,069.00			<input checked="" type="checkbox"/>	
Sep 19, 2023	Steers Weight 2	100	8.5	Feb 21, 2023	\$191.72	\$764.00	\$191.72	\$764.00			<input checked="" type="checkbox"/>	
Jan 11, 2023	Steers Weight 2	100	8	Aug 17, 2022			\$173.99	\$1,069.00			<input checked="" type="checkbox"/>	AIP Ignored
Nov 6, 2023	Steers Weight 2	100	8.5	Mar 13, 2023			\$201.74	\$1,495.00			<input checked="" type="checkbox"/>	AIP Ignored
Nov 1, 2022	Steers Weight 2	160	8.5	Jul 5, 2022			\$164.77	\$1,657.00			<input type="checkbox"/>	
Sep 19, 2023	Steers Weight 2	100	8.5	Feb 21, 2023			\$191.72	\$764.00			<input type="checkbox"/>	
Jun 20, 2023	Steers Weight 2	150	9	Feb 21, 2023			\$190.71	\$1,513.00			<input type="checkbox"/>	

# ✦ LRP Quoter PDF report

A new report is created for the users to have all available coverage percentages with all endorsement lengths in one place and on just one page. The new report is part of the standard HTML Price Report that is sent every day when prices are out - the user has to click on the added link on Commodity Type to download the new report.

Development Environment



Livestock Risk Protection
Daily Price Report  
Thursday, Mar 30, 2023

Prepared for Maja Pilipovic

Feeder Cattle

Steers Weight 2

End Date	Coverage Price	Premium
Jun 29, 2023	\$213.29 (2.29)	\$4.15
Jul 27, 2023	\$217.92 (2.14)	\$4.57
Aug 24, 2023	\$219.92 (2.03)	\$4.78
Sep 28, 2023	\$222.00 (2.00)	\$5.08
Oct 26, 2023	\$224.00 (2.00)	\$5.74
Nov 23, 2023	\$223.78 (2.13)	\$6.28
Dec 28, 2023	\$222.35 (2.01)	\$6.56
Jan 25, 2024	\$222.00 (2.00)	\$6.46

Livestock Risk Protection Quotes

Sales Effective Date: 3/14/2023  
Feeder Cattle - Steers Weight 2

13 Weeks	End date	6/13/2023	17 Weeks	End date	7/11/2023	21 Weeks	End date	8/8/2023	26 Weeks	End date	9/12/2023	30 Weeks	End date	10/10/2023
Expected price	\$206.24	Expected price	\$211.60	Expected price	\$214.65	Expected price	\$217.36	Expected price	\$219.63					
Coverage Level	Coverage Price	Producer Premium	Coverage Level	Coverage Price	Producer Premium	Coverage Level	Coverage Price	Producer Premium	Coverage Level	Coverage Price	Producer Premium	Coverage Level	Coverage Price	Producer Premium
99.31%	\$204.82	\$3.76	99.33%	\$210.17	\$4.26	99.33%	\$213.22	\$4.55	99.86%	\$217.06	\$5.76	99.87%	\$219.35	\$6.24
98.34%	\$202.82	\$3.06	98.38%	\$208.17	\$3.58	98.40%	\$211.22	\$3.90	98.94%	\$215.06	\$5.03	98.96%	\$217.35	\$5.53
97.37%	\$200.82	\$2.45	97.44%	\$206.17	\$2.97	97.47%	\$209.22	\$3.31	98.02%	\$213.06	\$4.37	98.05%	\$215.35	\$4.88
96.40%	\$198.82	\$1.94	96.49%	\$204.17	\$2.45	96.54%	\$207.22	\$2.80	97.10%	\$211.06	\$3.76	97.14%	\$213.35	\$4.27
95.43%	\$196.82	\$1.52	95.54%	\$202.17	\$2.00	95.61%	\$205.22	\$2.34	96.18%	\$209.06	\$3.23	96.23%	\$211.35	\$3.72
94.46%	\$194.82	\$1.08	94.60%	\$200.17	\$1.50	94.68%	\$203.22	\$1.80	95.26%	\$207.06	\$2.75	95.32%	\$209.35	\$3.21
93.49%	\$192.82	\$0.83	93.65%	\$198.17	\$1.20	93.74%	\$201.22	\$1.50	94.34%	\$205.06	\$2.16	94.41%	\$207.35	\$2.55
92.52%	\$190.82	\$0.63	92.71%	\$196.17	\$0.97	92.81%	\$199.22	\$1.24	93.42%	\$203.06	\$1.82	93.50%	\$205.35	\$2.17
91.55%	\$188.82	\$0.47	91.76%	\$194.17	\$0.76	91.88%	\$197.22	\$1.01	92.50%	\$201.06	\$1.53	92.59%	\$203.35	\$1.85
90.58%	\$186.82	\$0.35	90.82%	\$192.17	\$0.61	90.95%	\$195.22	\$0.84	91.58%	\$199.06	\$1.30	91.68%	\$201.35	\$1.56

Swine

No Type Specified

End Date	Coverage Price	Premium Per Cwt
Jun 29, 2023	\$91.82 (0.05)	\$4.00

## 🔧 Improvements

- 🔧 Fixed issue with wrong endorsement lengths displays when Premium Quoter is opened. The problem was with the Swine commodity, Type "No type Specified," when it was set up in Quoter Preferences. Now, no matter what preferences are set up - Quoter will display a correct range of endorsement lengths for selected Commodities & Type.
- 🔧 Fixed issue with wrong Coverage percentage display when Adding a new endorsement

## 🚶 Market Dynamics - Price Trends Improvements

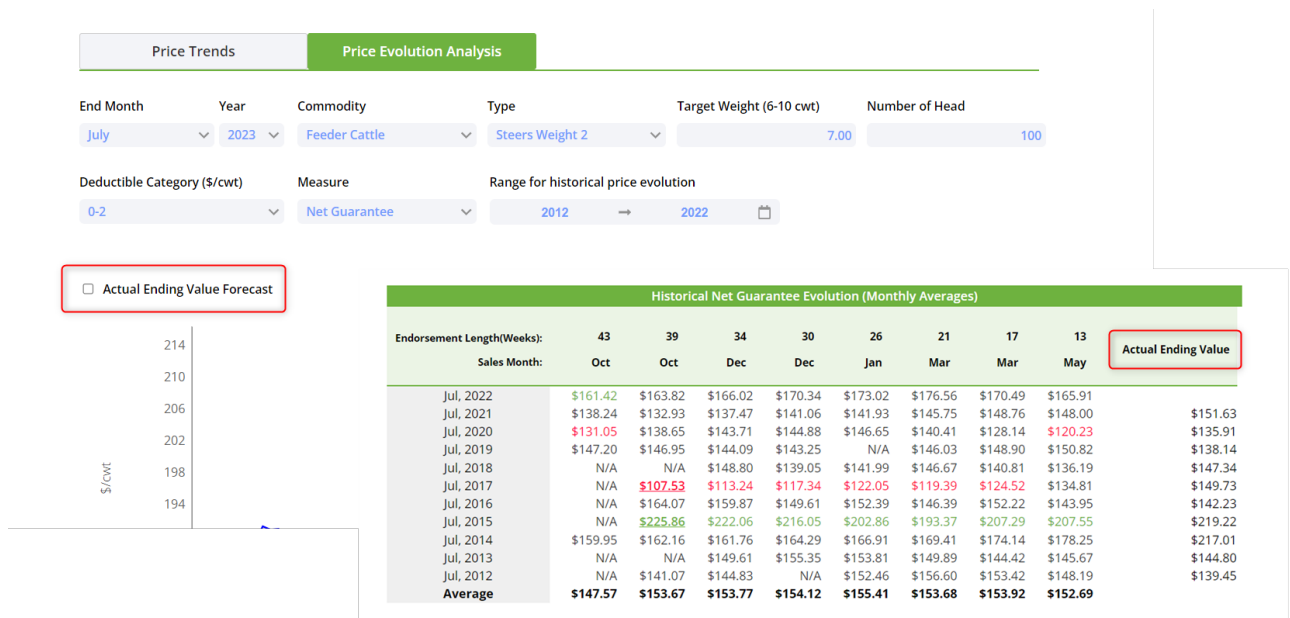
- 🚶 On the historical table the month of sales and two after that are greyed out because there are no available offers for that period (endorsement length is shorter than 13 weeks)

Historical Net Guarantee for Endorsements Purchased in March												
S/cwt	Jan	Feb	Mar	Apr	May	Jun	Jul	Aug	Sep	Oct	Nov	Dec
2013	N/A	N/A				\$141.77	\$144.42	\$144.88	\$147.27	\$146.32	N/A	N/A
2014	N/A	N/A				\$174.01	\$174.14	\$175.08	\$173.81	\$172.49	\$172.67	\$168.98
2015	\$168.05	N/A				\$207.04	\$207.29	\$209.49	\$205.54	\$201.18	\$205.11	\$195.47
2016	\$192.47	N/A				\$152.92	\$152.22	\$151.87	\$151.43	\$151.36	N/A	N/A
2017	N/A	N/A				\$124.10	\$124.52	\$125.20	\$124.78	\$122.49	\$123.35	N/A
2018	N/A	N/A				\$139.32	\$140.81	\$140.71	\$139.73	\$141.88	\$141.26	N/A
2019	N/A	N/A				\$147.66	\$148.90	\$150.80	\$150.96	\$150.43	\$147.92	\$148.52
2020	\$147.46	N/A				\$126.04	\$128.14	\$122.88	\$131.88	\$132.71	\$127.06	\$133.15
2021	\$131.07	N/A				\$145.51	\$148.76	\$150.69	\$150.58	\$150.77	\$151.04	\$149.24
2022	\$148.98	N/A				\$166.18	\$170.49	\$172.31	\$173.71	\$175.13	\$175.98	\$174.86
2023	\$174.65	N/A				\$201.65	\$206.93	\$209.26	\$211.18	\$213.28	\$213.68	\$212.25

- ◆ On historical table decimal are removed when value "Total" is selected
- ◆ On Graph decimals are removed on x-axis. Graph is showing a range of values, so decimals are not needed.

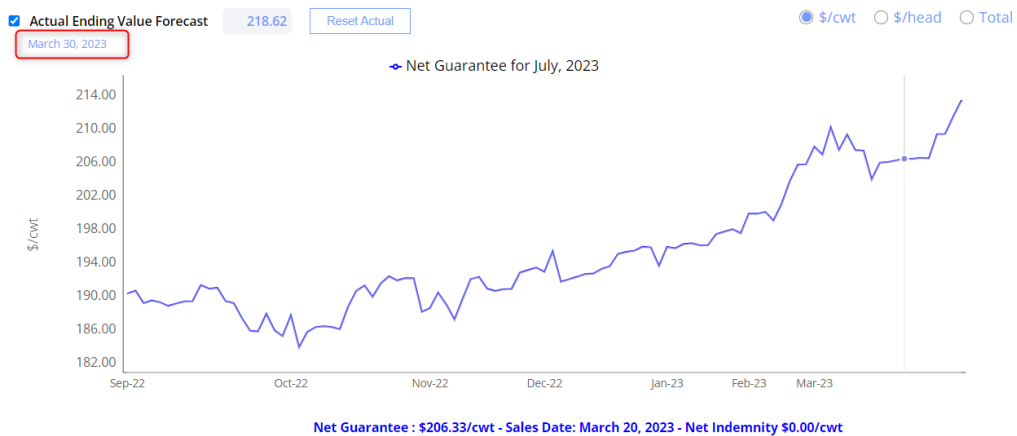
## ◆ Market Dynamics - Price Evolution Analysis Improvements

- 🔧 Fixed issue with the wrong Date displayed for High Price in the latest 30 days. The date was always showing the year 1970. Now it shows the correct Date for the highest price in the last 30 days.
- 🔧 Fixed issue with wrong End Month and Actual Ending Value date in different Time Zones.
- ◆ In order to have the same labels on the chart for Actual Ending Price and in the historical table, we renamed them to match

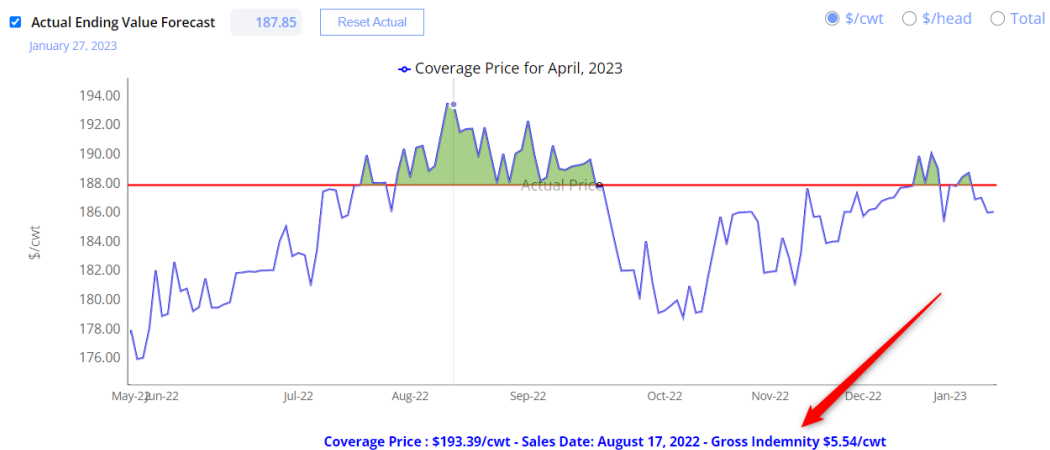


- ◆ When the user selects End Month / Year for which we still don't have data - we will display the information "No Data Available"
- 🔧 Actual Ending Value Forecast & Graph

- ✨ When comparing with the Actual Ending Value Forecast, the date of that price is shown so that the user can know which price and on what date is used for comparison.



- ✨ When comparing the Actual Ending Value Forecast with Net Guarantee or Coverage price, we will show an amount of indemnity higher than \$0.00. Indemnity will be part of the legend when hovering over the graph.



- ✨ We have removed the option to compare Actual Ending Value Forecast with Producer Premium and the Expected price. Comparison of these measures with Actual Ending Value is not comparable.
- ✨ On the Graph, decimals are removed on the x-axis. The graph shows a range of values, so decimals are not needed.
- 🛠 Fixed issue with the option to "Reset Actual" values when comparing with "Actual Ending Value Forecast." The reset option wasn't working properly when different values were selected. This is now resolved and Reset Actual works in every selected combination.

## 🔧 Historical table

- ✨ For the users to see at first sight which are the highest and lowest prices (for each month and overall) in the historical table, we added highlighting on those prices.
  - *Green is for the highest price in each month*
  - *Green underline - is for the highest price overall*
  - *Red is for the lowest price in each month*

- *Red underline - is for the lowest price overall*

Historical Coverage Price Evolution (Monthly Averages)									
Endorsement Length(Weeks):	43	39	34	30	26	21	17	13	Actual Ending Value
Sales Month:	Jul	Jul	Aug	Oct	Oct	Dec	Dec	Jan	
May, 2022	<u>\$160.17</u>	\$164.38	\$167.26	\$161.51	\$161.04	\$163.62	\$166.55	\$167.04	\$155.49
May, 2021	N/A	\$142.00	\$141.62	\$139.13	\$132.47	\$138.02	\$140.76	\$138.68	\$138.53
May, 2020	N/A	\$138.32	<u>\$132.15</u>	\$132.13	\$139.56	\$144.00	\$144.16	\$144.21	\$118.02
May, 2019	N/A	N/A	\$147.87	\$149.95	\$151.44	\$143.48	\$143.83	\$144.83	\$143.69
May, 2018	N/A	\$138.00	\$138.00	\$150.01	\$150.68	\$152.61	\$141.68	\$144.49	\$138.02
May, 2017	N/A	<u>\$130.27</u>	\$135.25	<u>\$121.99</u>	<u>\$112.02</u>	<u>\$119.88</u>	<u>\$124.00</u>	<u>\$126.75</u>	\$135.41
May, 2016	N/A	N/A	\$191.96	\$175.93	<u>\$173.45</u>	\$160.70	\$154.32	\$156.98	\$153.34
May, 2015	<u>\$207.02</u>	N/A	N/A	<u>\$216.03</u>	N/A	<u>\$229.89</u>	<u>\$219.97</u>	<u>\$208.85</u>	\$217.86
May, 2014	N/A	\$159.91	\$156.00	\$158.57	\$165.72	\$163.41	\$166.07	\$167.63	\$178.61
May, 2013	N/A	N/A	\$149.87	\$153.90	N/A	\$147.69	\$149.74	\$149.83	\$136.25
May, 2012	N/A	N/A	N/A	\$137.99	\$145.90	\$147.79	\$148.28	\$154.31	\$149.85
<b>Average</b>	<b>\$183.59</b>	<b>\$145.48</b>	<b>\$151.11</b>	<b>\$154.29</b>	<b>\$148.03</b>	<b>\$155.55</b>	<b>\$154.49</b>	<b>\$154.87</b>	

- So that the historical table would not look empty when the prices are not available, we put N/A (Not Available) inside those cells. This way table doesn't feel uncompleted, and some data is missing.
- Hover over is added over the Actual Ending Value column in the historical table. Hover will display information to the users that this column shows Monthly averages of Actual Ending Value for the year he is positioned on.
- For the users to know instantly what each row represents, the names of the rows were added. The existing "End Month" column name is now displayed as hover over instead of a column name.

## Administration

### Improvements

- Fixed issue with display after deleting Operations that are matched in AIP Sync. When the matched operation was deleted, it would display as if it was still connected to some operation from LIA, but actually, it was not. Now - when a matched operation is deleted - it is unchecked in the AIP Sync.
- Fixed issue when Agent was editing Producer preferences. The Producer could be assigned to operations that he is not tied to. This is now resolved, and the Producer can be assigned only to operations that are connected to him.

## iOS

### Improvements

- Fixed issue where requesting coverage would fail due to not being able to send notifications to agents.
- Introduced the success/error screen on coverage request submission for producers
- Fixed a known issue that when selecting dates in the future the App will crash

- 🐛 Fixed an issue where the application would display endorsements that have not yet been confirmed as purchased