

June '25 Increment Release notes

Bozic LLC, support@bozic.io

Version 1.0, marin.ladovic@bozic.io, 2025-06-25 11:16:25 +0000

Table of Contents

LGM	1
✧ LGM Cattle Premium Quoter	1
✧ Refactored and Redesigned LGM Dairy Premium Quoter	2
System Wide.....	3
✧ DocuSign Email Failure Status Now Visible in LIA	3
✧ Resend DocuSign Envelope	3
✧ Updated Footer Promotes Mobile App Availability	4
✧ Arizona Time Zone Added to User Preferences	4
✧ Notify Agent Signer in Online Binding Process.....	5
DRP.....	5
✧ Net Guarantee Added to DRP Hedge Ratio Overview	5
✧ Exclude Endorsements Without Final Prices from Totals.....	6
LRP	7
✧ New Historical vs. Current Rating Method Comparison in Premium Quoter	7
✧ Endorsement End Date on LRP Calendar	8
✧ Improved Alignment for "Separate Axes" Option	8
✧ Enhanced Secondary Axis and Labeling on Price Trends Chart.....	8
✧ Export Excel from Endorsement page	9

✦✦ LGM Cattle Premium Quoter

@filip.cogelja , @luka.trdina

We’ve introduced a powerful new Premium Quoter for LGM Cattle, complete with a built-in What-If Analysis to help you evaluate pricing scenarios and explore coverage strategies with greater flexibility.

Users can filter offers by calendar date (starting from RY 2025), select the cattle type (defaulting to Calf Finishing), and toggle between Estimated and Official prices, with smart defaults based on the day of the week. A deductible slider (ranging from \$0 to \$150, default at \$70) and a "Use Default Weights" option make setup faster and easier.

The interface allows monthly customization of cattle head count, live and feeder weights, and corn per head. Changes to values like live or feeder weights auto-apply across all covered months. Users can choose to display calculated values in Total, \$/head, or \$/cwt formats.

DairyCattleSwine

Premium QuoterEndorsementsOperation Overview

Calendar Date
June 20, 2025

Yearling FinishingCalf Finishing

EstimatedOfficial

Deductible70.00

Use Default Weights

Total Marketings
101

Subsidy Percent
50%

Probability of Indemnity
100%

\$\$/cwt\$/head

Expected Total Margin
\$51,944.24

Gross Margin Guarantee
\$44,874.24

Premium
\$48,778.00

Subsidy
\$24,389.00

Producer Premium
\$24,389.00

Month	Live Cattle Price (\$/cwt)	Corn Price (\$/bu)	Feeder Cattle Price (\$/cwt)	Net Margin (\$/cwt)	Cattle (head)	Live Cattle (cwt)	Feeder Cattle (cwt)	Corn (bu/head)
Jul 2025								
Aug 2025	\$209.83	\$236.08	\$302.45	\$513.49	100	11.50	5.50	52.00
Sep 2025	\$207.35	\$245.44	\$280.70	\$595.24	1	11.50	5.50	52.00
Oct 2025	\$207.35	\$0.00	\$274.73	\$0.00	0	0.00	0.00	0.00
Nov 2025	\$208.33	\$0.00	\$286.79	\$0.00	0	0.00	0.00	0.00
Dec 2025	\$208.33	\$0.00	\$289.12	\$0.00	0	0.00	0.00	0.00
Jan 2026	\$208.35	\$0.00	\$295.99	\$0.00	0	0.00	0.00	0.00
Feb 2026	\$208.35	\$0.00	\$298.14	\$0.00	0	0.00	0.00	0.00
Mar 2026	\$207.53	\$0.00	\$300.30	\$0.00	0	0.00	0.00	0.00

The What-If Analysis section enables you to simulate outcomes by adjusting actual prices—either directly or by percentage—with visual tags showing positive or negative shifts. It offers instant recalculation of indemnity across deductible ranges, helping users make informed decisions before requesting coverage.

Revert Price Changes

Month	Expected Live Cattle Price (\$/cwt)	Expected Corn Price (\$/bu)	Expected Feeder Cattle Price (\$/cwt)	Actual Live Cattle Price (\$/cwt) 	Actual Feeder Cattle Price (\$/cwt) 	Actual Corn Price (\$/bu) 
Jul 2025						
Aug 2025	\$2,494.93	\$236.08	\$1,711.88	216.95	258.78	4.54
Sep 2025	\$2,465.03	\$245.44	\$1,543.85	179.50	179.18	6.38
Oct 2025	\$0.00	\$0.00	\$0.00	182.41	184.52	5.97
Nov 2025	\$0.00	\$0.00	\$0.00	170.78	191.84	5.98
Dec 2025	\$0.00	\$0.00	\$0.00	170.68	202.43	5.19
Jan 2026	\$0.00	\$0.00	\$0.00	177.95	207.78	4.70
Feb 2026	\$0.00	\$0.00	\$0.00	179.22	236.96	4.83
Mar 2026	\$0.00	\$0.00	\$0.00	183.90	243.40	4.79
Apr 2026	\$0.00	\$0.00	\$0.00	180.22	250.33	4.57
May 2026	\$0.00	\$0.00	\$0.00	183.48	252.67	4.74
Jun 2026						

\$ \$/cwt \$/head

Deductible	Subsidy	Gross Margin Guarantee	Producer Premium Amount	Actual Gross Margin	Gross Indemnity	Probability of Positive Indemnity	Net Indemnity
\$0.00	\$18.00	\$84,231.24	\$5,341.00	\$84,302.50	\$0.00	51%	-\$5,341.00
\$10.00	\$20.00	\$83,221.24	\$4,771.00	\$84,302.50	\$0.00	48%	-\$4,771.00

✦✦ Refactored and Redesigned LGM Dairy Premium Quoter

@luka.trdina

We've rolled out a completely redesigned LGM Dairy Premium Quoter to offer a more modern, intuitive, and user-friendly experience. This update also lays the groundwork for adding other commodities like Cattle and Swine in future releases.

In addition to the fresh look, the tool has been rebuilt behind the scenes for better performance and flexibility, making it easier to explore and manage your Dairy quotes with greater efficiency.

Dairy

Cattle

Swine

Premium Quoter

Endorsements

Operation Overview

Calendar Date

June 12, 2025

Estimated

Official

Deductible

1.00





Month	Milk Price (\$/cwt)	Corn Price (\$/bu)	Soybean Meal Price (\$/ton)	Milk Quantity (cwt)	Corn Quantity (tons)	Soybean Meal Quantity (tons)
Jul 2025						
Aug 2025	\$18.81	\$4.26	\$298.30	10,000.00	140.00	20.00
Sep 2025	\$19.20	\$4.26	\$300.70	10,000.00	140.00	20.00
Oct 2025	\$19.24	\$4.41	\$301.80	0.00	0.00	0.00
Nov 2025	\$18.84	\$4.41	\$306.10	0.00	0.00	0.00
Dec 2025	\$18.75	\$4.41	\$306.10	0.00	0.00	0.00
Jan 2026	\$18.37	\$4.56	\$308.70	0.00	0.00	0.00
Feb 2026	\$18.20	\$4.56	\$311.80	0.00	0.00	0.00
Mar 2026	\$18.18	\$4.56	\$311.80	0.00	0.00	0.00
Apr 2026	\$18.15	\$4.65	\$315.00	0.00	0.00	0.00
May 2026	\$18.28	\$4.65	\$315.00	0.00	0.00	0.00
Jun 2026						

System Wide

✧ DocuSign Email Failure Status Now Visible in LIA

@marin.ladovic

To improve transparency and ensure agents are promptly informed, we’ve added a visible warning in the LIA tool when a DocuSign email fails to send. This status is now clearly displayed on both the Endorsement and Coverage Request pages. The warning appears directly on the coverage request, ensuring it’s immediately noticeable. This change applies to online binding for both DRP and LRP insurance plans, helping agents quickly identify and address issues related to document delivery.

Active Endorsements			Coverage Requests				AIP Sync			
Coverage Requests									Last refresh: 4:45:41 AM ↻	
Reference Number	Producer Signer	Agent Signer	Reviewed by Agent	Requested Status	DocuSign Status	Signed by Producer	Signed by Agent	e-Sign submitted to AIP	Status	
> EF-1423859-20250603-1	Delivery Failed	Henry Krause	✓	✓	✗ DocuSign delivery failed, please try resending the envelope				Sign Delivery Failed	   
Items per page 10 ▾ 1-1 of 1 items										1 ▾ of 1 page < >

✧ Resend DocuSign Envelope

@marin.ladovic

Per user request, agents can now resend DocuSign emails from the LIA tool if a signer hasn’t completed their part. The option is available in signing-related statuses until the request is fully

signed.

Active Endorsements

Coverage Requests

AIP Sync

Coverage Requests

Last refresh: 4:25:09 AM

Reference Number	Producer Signer	Agent Signer	Reviewed by Agent	Requested Form	DocuSign Sent	Signed by Producer	Signed by Agent	e-Sign submitted to AIP	Status
> EF-1423857-20250603-1	Delivery Failed	Henry Krause	✓	✓	✓				DocuSign Sent To Producer

Items per page 10 1-1 of 1 items

1 of 1 page

Resend Envelope

Are you sure you want to resend the envelope for EF-1423857-20250603-1?

Cancel Confirm

✦ Updated Footer Promotes Mobile App Availability

To improve visibility and access to our mobile apps, the footer has been updated on the following web pages:

The footer is now visible immediately upon opening the page and adapts to all screen sizes. A new Android app icon has been added. Hovering over it reveals a QR code for easy download. The icon links directly to the app on the Google Play Store.

LIVESTOCK INSURANCE ANALYZER

Contact your Farm Credit insurance agent to receive login information and exclusive access to this industry-leading risk management tool!

Download our mobile app on the App Store or Google Play!

Download on the App Store

GET IT ON Google Play

✦ Arizona Time Zone Added to User Preferences

@martina.bosnjak

Per user request, we've added a new Phoenix, Arizona (MST) time zone option in the LIA tool. You can now select this time zone under your Account preferences, and it will be applied across the entire tool wherever time zone settings are used. This update ensures better alignment for users operating in the Arizona region.

✧✧ Notify Agent Signer in Online Binding Process

@mislav.sirac

To ensure all involved agents stay informed, we've updated the online binding notification process. Per user request, the Agent who signs a coverage request will now receive all relevant notifications, even if they are not marked as the Primary or Notification contact on the operation.

This change ensures that Agent signers are kept in the loop throughout the binding process and are aware of any issues or updates related to the coverage they've initiated.

DRP

✧✧ Net Guarantee Added to DRP Hedge Ratio Overview

@marin.ladovic

We've enhanced the Hedge Ratio Overview for the DRP insurance plan by including the Net Guarantee as an additional detail, on Coverage Requests. The section is now labeled "Hedge Ratio & Net Guarantee", and displays Net Guarantee values in \$/cwt (e.g., \$18.45/cwt) when available. These values are read-only and calculated using declared or effective milk and premium values, depending on the view. To ensure accuracy, Net Guarantee is only shown for endorsements with 100% milk values of the same class within a quarter. This improvement offers a more complete financial picture during coverage review.



Request Coverage

1 +

Select Price Type: ☐ Component ☒ Class

Sales Effective Date: June 9, 2025

State: Alabama

Tag: Select tag +

Quarter: Jul-Sep, 2026

Declared Milk Production (lbs): 1,000,000

Effective Milk Production (lbs): 1,000,000

Expected Revenue\$191,900\$19.19/cwt

Revenue Guarantee\$182,305\$18.23/cwt

Producer Premium Amount\$2,238\$0.2238/cwt

Declared Butterfat Test4.00

Declared Protein Test3.00

Coverage Level95%

Protection Factor1.00

Class Price Weighting Factor

Class III: 100%

Class IV: 0%

Component Price Weighting Factor

Protein & Other Solids: 100%

Nonfat Solids: 0%

Total Producer Premium\$2,238\$0.2238/cwt

Total Decl. Milk Production1,000,000 lbs

Total Eff. Milk Production1,000,000 lbs

Endorsement Signer: Harry AndersonAgent: Henry Krause

Hedge Ratio & Net Guarantee

DeclaredEffective

	Oct-Dec, 2025	Jan-Mar, 2026	Apr-Jun, 2026		Jul-Sep, 2026		Oct-Dec, 2026
Class III/Equiv. Hedge Ratio			Current	After	Current	After	
Net Guarantee	Production data missing for hedge ratio calculation.	Production data missing for hedge ratio calculation.	286%	286%	174%	186%	Production data missing for hedge ratio calculation.
Class IV/Equiv. Hedge Ratio			Current	After	Current	After	
Net Guarantee			0%	0%	3%	3%	
Total HR			286%	286%	178%	189%	
Total NG			\$17.27/cwt	\$17.27/cwt	-	-	
Projected LBS			7,000,000		9,000,000		

Cancel

Add Endorsement

✦ Exclude Endorsements Without Final Prices from Totals

@martina.bosnjak

To improve clarity on the DRP Endorsement page, totals now include only endorsements with confirmed final prices. A new row labeled "Known Actual Prices" will display the sum of

endorsements that have complete data, helping users avoid confusion when some values are still pending. This change was made per user request to ensure more accurate reporting.

Start Quarter

Jan-Mar, 2025

Tags

\$

\$/cwt

+

Select Type

Detail

Summary

Download PDF

Active Endorsements

Coverage Requests

AIP Sync

☐ Ended Endorsements

Update Indemnity Estimate

Add Endorsement

Endorsement Performance by Quarter

Quarter	Total Milk Marketings	Actual Butterfat Test	Actual Protein Test	Mailbox Milk Price	Total Declared Covered Milk Production	Producer Premium Amount	Estimated Revenue Floor	Estimated Indemnity Amount	Last Update
Jan-Mar, 2025					1,000,000	\$6,366	\$197,814	\$0	Apr 22, 2025
Apr-Jun, 2025					3,000,000	\$8,497	\$454,368	\$0	Jun 05, 2025
Jul-Sep, 2025					23,000,000	\$137,479	\$3,747,044	\$0	Jun 15, 2025
Known Actual Prices						\$6,366		\$0	
Totals						\$152,342		\$0	

LRP

✦ New Historical vs. Current Rating Method Comparison in Premium Quoter

@marin.ladovic, @mislav.sirac

We’ve introduced a new feature under Premium Quoter → Historical Performance that allows users to compare how the rating method was historically applied versus how it would be calculated using current reinsurance year (RY) rules. The view includes a new "Rating Method" toggle with two options: • Historical (default): Displays actual historical data pulled from RMA. • Current: Shows simulated values based on the current RY rules using the Recast database. Previously available checkboxes are removed from this section, as they are not compatible with the Historical view. This enhancement provides greater transparency and clarity into rating method differences over time.

Current Prices

Historical Performance

i

Rating Method:

Current

Historic

\$/cwt

\$/head

Total

Sales Effective Date	End Date	Expected Price (\$/cwt)	Coverage Percentage	Coverage Price (\$/cwt)	Producer Premium (\$/cwt)	Net Guarantee (\$/cwt)	Actual Ending Value (\$/cwt)	Gross Indemnity Historical (\$/cwt)
Jun 02, 2025	Sep 01, 2025	\$331.68	100.00%	\$331.68	\$7.44	\$324.24	No price	No price
May 31, 2024	Aug 30, 2024	\$282.17	99.95%	\$282.04	\$6.32	\$275.72	\$264.88	\$17.16
Jun 02, 2023	Sep 01, 2023	\$266.33	99.59%	\$265.23	\$5.76	\$259.47	\$273.61	\$0.00
Jun 02, 2022	Sep 01, 2022	\$191.25	99.15%	\$189.62	\$4.46	\$185.16	\$199.38	\$0.00
Jun 02, 2021	Sep 01, 2021	\$168.41	99.48%	\$167.53	\$4.80	\$162.73	\$173.73	\$0.00
Jun 02, 2020	Sep 01, 2020	\$147.29	99.33%	\$146.30	\$5.01	\$141.29	\$154.39	\$0.00
Jun 01, 2018	Aug 31, 2018	\$160.98	96.86%	\$155.92	\$3.15	\$152.77	\$164.35	\$0.00

✧ Endorsement End Date on LRP Calendar

@martina.bosnjak

To help users track endorsement timelines more easily, endorsement end dates are now displayed directly on the LRP calendar. Each day with expiring endorsements is marked with a blue label. Selecting the date reveals detailed endorsement information, along with an info button that opens the same data shown on the Endorsement info page. This update makes it easier to stay on top of important deadlines.

SUN	MON	TUE	WED	THU	FRI	SAT
31	1 Labor Day	2	3	4	5	6
7	8	9	10	11	12	13
14	15	16	17	18	19 Cattle On Feed	20
21	22	23	24	25 Hogs and Pigs	26	27
28	29	30	1	2	3	4

✧ Improved Alignment for "Separate Axes" Option

@luka.trdina

We’ve refined the layout of the LRP Price Trends chart by relocating the "Separate Axes" checkbox to align with the other measure options. This update ensures a more consistent and streamlined display across the page.

✧ Enhanced Secondary Axis and Labeling on Price Trends Chart

@luka.trdina

We’ve updated the secondary axis on the LRP Price Trends chart to include “Add year” values for improved comparison. Label rotation is now unified across both sides of the chart for visual consistency. Additionally, the axis label has been updated from "Averages" to "Averages & Reference Years for <Measure> <SelectedYearRange>" (e.g., Averages & Reference Years for Net Guarantee: 2014-2024). The year labels under the chart are now based on calendar years and properly aligned with the displayed data.

✧ Export Excel from Endorsement page

@nela.martincic, @marin.ladovic

Per user request, we've added the ability to download endorsement data in Excel format from the LRP Endorsement page. A new Download Excel button is now available and becomes active when at least one endorsement is listed.

When clicked, the file will begin downloading immediately, with a spinner indicating the process is in progress. Once the download is complete, the button is re-enabled. This enhancement allows producers to easily access and manage their endorsement data in Excel.